

# HYDRAULIC PROFILE ROLLS



## PBH 125

### Shaft Diameters:

Top .....5.5"

Planetary (2) .....4.7"

Roll Diameters .....15"

Motor Power .....20 HP

Turning Speed .....0 - 29 FPM

Dimensions .....73" L x 61" W x 66" H

Weight .....10,120 lbs.

### STANDARD SPECIFICATIONS:

- 1 set of universal standard hardened and ground rolls (special steel)
- All three rolls (shafts) are hydramotor driven through planetary gear box
- Hydraulic control of lateral guide rolls in 3 axes (Thrust → / Translation ↑ / Radial ↻)
- Side supports will accommodate leg-in/leg-out angle iron
- Portable control panel with programmable DROs
- Vertical or horizontal operation

- Body constructed of stress-relieved steel
- Hydraulic/electrical overload protection
- Bottom roll shafts hydraulically adjusted
- World standard electrical/hydraulic components (parts stocked by us or available off-the-shelf from your local supplier)
- Compliant with CE norms regulations

### OPTIONS:

- Special rolls for pipe, profiles, bar/angles, etc.
- Rolls and tooling for hardway beam/channel bending
- Adjustable turning speed
- Digital readout for side supports
- NC control system – with or without axis
- CNC control system
- Remote (wired or wireless)
- Special apparatus to prevent deformation on U-I-H bending
- Spiral bending apparatus



JORGENSEN MACHINE TOOLS

A JORGENSEN COMPANY

STRONG on Customer Service

Copyright © 2009 JMT • All Rights Reserved

Custom Machines Built to Order

All Specifications Subject to Verification

**DURMA PBH 125**




















Toll Free: 800-952-0151

Phone: 801-493-0151 • Fax: 801-493-0157

[www.JorgensonMachineTools.com](http://www.JorgensonMachineTools.com)

[sales@JorgensonCompanies.com](mailto:sales@JorgensonCompanies.com)

# HYDRAULIC PROFILE ROLLS

Profile Type		PBH 125		PBH 100		PBH 80		PBH 60		Notes	
		Dimensions	Min. Internal Diameter	Dimensions	Min. Internal Diameter	Dimensions	Min. Internal Diameter	Dimensions	Min. Internal Diameter		
1	Solid - Square		3" x 3"	36"	2-1/4" x 2-1/4"	24"	2" x 2"	24"	1-1/2" x 1-1/2"	20"	○
2	Flat-Along Edge		5" x 1"	40"	4" x 1"	32"	3-1/8" x 3/4"	32"	2-3/4" x 3/8"	24"	○
3	Solid - Rectangle		10" x 1-1/4"	52"	7" x 1-3/8"	26"	5" x 1"	26"	3-1/2" x 1"	20"	○
4	Angle Leg-Out		5" x 1/2"	42"	4" x 1/2"	42"	3" x 3/8"	37"	2-1/2" x 3/16"	32"	○
5	Angle Leg-In		5" x 1/2"	48"	4" x 1/2"	42"	3" x 3/8"	37"	2-1/2" x 3/16"	28"	○
6	T Section Leg-Down		5" x 1/2"	60"	4" x 1/2"	65"	3" x 3/8"	40"	2-1/2" x 3/16"	36"	○
7	T Section Leg-Out		5" x 5" x 1/2"	48"	4" x 4" x 1/2"	45"	3" x 3" x 3/8"	36"	2-1/2" x 2-1/2" x 1/4"	24"	○
8	T Section Leg-In		4" x 4-1/2"	52"	4" x 4" x 3/8"	52"	3" x 3" x 3/8"	44"	2-1/2" x 2-1/2" x 1/4"	32"	○
9	Tubing - Square		4" x 4" x 1/4"	∞	3" x 3" x 1/4"	∞	2-3/4" x 2-3/4" x 5/32"	∞	2" x 2" x 0.120"	∞	○●
10	Tubing - Rectangle		5-1/2" x 2" x 3/16"	∞	4" x 2-1/4" x 5/32"	∞	3" x 1-1/2" x 5/32"	∞	2-1/2" x 1-1/2" x 1/8"	∞	○●
11	Solid - Round		Ø3-1/4"	42"	Ø2-3/4"	32"	Ø2"	24"	Ø1-1/2"	20"	○●
12	Schedule 40 Pipe		5" SCH 40	68"	4" SCH 40	48"	3" SCH 40	40"	2" SCH 40	24"	●
13	Tubing - Round		Ø5-1/2" x 0.129"	59"	Ø4-3/4" x 0.099"	55"	Ø4" x 0.099"	51"	Ø2.36" x 0.080"	24"	●
14	C Section Leg-Out		C8 x 22#	48"	C7 x 14#	40"	C6 x 13#	28"	C5 x 9#	28"	○●
15	C Section Leg-In		C8 x 22#	48"	C7 x 14#	40"	C6 x 13#	36"	C5 x 9#	32"	○●
16	I Section Leg-In/Out		W8 x 21#	44"	S7 x 203	42"	S6 x 17#	28"	2-1/4"	28"	●
17	I Section Leg-In/Out		W6 x 20#	44"	W6 x 16#	36"	W4 x 13#	55"	Note: Machine will roll 3" x 3" x 1/4" angle with larger rolls to a greater dimension.		●
18	C Section Leg-Up		W5 x 19#	36"	W3	24"	3" x 1-3/4"	158"			▲○
19	I Section Leg-Up/Down		C5 x 9#	320"	C5 x 6#	210"					▲○
Section Modules		3 - 5 In <sup>3</sup>		2 - 4 In <sup>3</sup>		1.3 - 1.9 In <sup>3</sup>					

Capacity based on mild steel | ∞ Can be changed according to deformation | ○ Standard Rolls | ● Special Rolls | X Special Support Rolls | ▲ Special Tools



**JORGENSEN MACHINE TOOLS**  
A JORGENSEN COMPANY

Copyright © 2009 JMT • All Rights Reserved

Custom Machines Built to Order  
All Specifications Subject to Verification

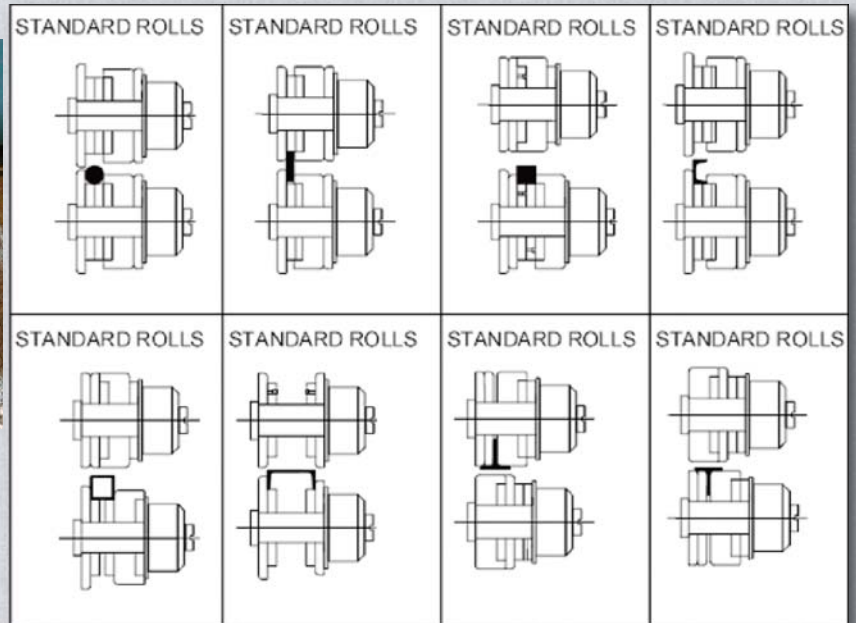
**DURMA PBH 125**

Toll Free: **800-952-0151**  
Phone: **801-493-0151** • Fax: **801-493-0157**  
[www.JorgensonMachineTools.com](http://www.JorgensonMachineTools.com)  
[sales@JorgensonCompanies.com](mailto:sales@JorgensonCompanies.com)

# HYDRAULIC PROFILE ROLLS

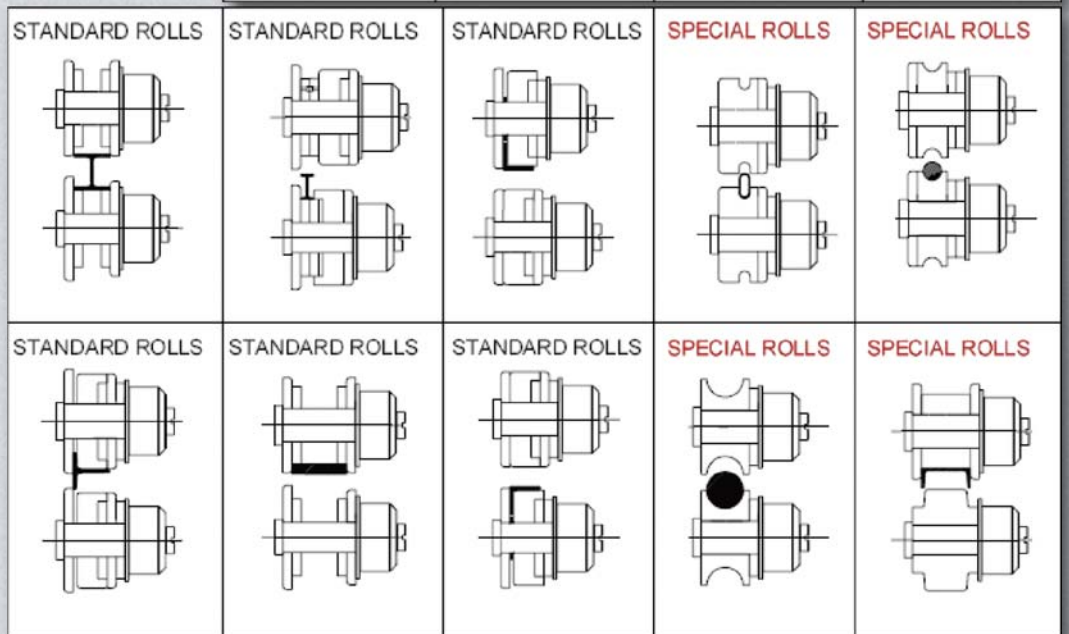


## Standard Universal Rolls / Tooling



for Models:

- PBH 60
- PBH 80
- PBH 100
- PBH 125
- PBH 180
- PBH 240
- PBH 300
- PBH 360



Many More **Special Rolls** Are Available