

HYDRAULIC PROFILE ROLLS



Shown with Options

PBH 100

Shaft Diameters:

Top4.33" (110mm)

Planetary (2)3.94" (100mm)

Roll Diameters12.4"

Motor Power15 HP

Turning Speed0 - 26 FPM

Dimensions69" L x 53" W x 65" H

Weight7392 lbs.

STANDARD SPECIFICATIONS:

- 1 set of standard universal hardened and ground rolls (special steel)
- All three rolls (shafts) are hydramotor driven through planetary gear box
- 3-axis hardened side supports (lateral guide rolls) with hydraulic forward-backward movement (Thrust →) and mechanical up-down and right-left movement
- Side supports will accommodate leg-in / leg-out angle iron bending
- Portable control panel with programmable DROs
- Vertical or horizontal operation
- Body constructed of stress-relieved steel
- Hydraulic/electrical overload protection
- Bottom roll shafts hydraulically adjusted
- World standard electrical/hydraulic components (parts stocked by us or available off-the-shelf from your local supplier)
- Compliant with CE norms regulations

OPTIONS:

- Special rolls for tubes, profiles, etc.
- Rolls and tooling for hardway beam/channel bending
- Adjustable turning speed
- Hydraulic control of lateral guide rolls in additional 2 axes (Translation ↕ / Radial ↻)
- Digital readout for side supports
- NC control system – with or without axis
- CNC control system
- Remote (wired or wireless)
- Special apparatus to prevent deformation on U-I-H bending
- Spiral bending apparatus



JORGENSEN MACHINE TOOLS

A JORGENSEN COMPANY

STRONG on Customer Service

Copyright © 2009 JMT • All Rights Reserved

Custom Machines Built to Order

All Specifications Subject to Verification

DURMA PBH 100




















Toll Free: **800-952-0151**

Phone: **801-493-0151** • Fax: **801-493-0157**

www.JorgensonMachineTools.com

sales@JorgensonCompanies.com

HYDRAULIC PROFILE ROLLS

Profile Type		PBH 125		PBH 100		PBH 80		PBH 60		Notes		
		Dimensions	Min. Internal Diameter	Dimensions	Min. Internal Diameter	Dimensions	Min. Internal Diameter	Dimensions	Min. Internal Diameter			
1	Solid - Square		3" x 3"	36"	2-1/4" x 2-1/4"	24"	2" x 2"	24"	1-1/2" x 1-1/2"	20"	○	
2	Flat-Along Edge		5" x 1"	40"	4" x 1"	32"	3-1/8" x 3/4"	32"	2-3/4" x 3/8"	24"	○	
3	Solid - Rectangle		10" x 1-1/4"	52"	7" x 1-3/8"	26"	5" x 1"	26"	3-1/2" x 1"	20"	○	
4	Angle Leg-Out		5" x 1/2"	42"	4" x 1/2"	42"	3" x 3/8"	37"	2-1/2" x 3/16"	32"	○	
5	Angle Leg-In		5" x 1/2"	48"	4" x 1/2"	42"	3" x 3/8"	37"	2-1/2" x 3/16"	28"	○	
6	T Section Leg-Down		5" x 1/2"	60"	4" x 1/2"	65"	3" x 3/8"	40"	2-1/2" x 3/16"	36"	○	
7	T Section Leg-Out		5" x 5" x 1/2"	48"	4" x 4" x 1/2"	45"	3" x 3" x 3/8"	36"	2-1/2" x 2-1/2" x 1/4"	24"	○	
8	T Section Leg-In		4" x 4-1/2"	52"	4" x 4" x 3/8"	52"	3" x 3" x 3/8"	44"	2-1/2" x 2-1/2" x 1/4"	32"	○	
9	Tubing - Square		4" x 4" x 1/4"	∞	3" x 3" x 1/4"	∞	2-3/4" x 2-3/4" x 5/32"	∞	2" x 2" x 0.120"	∞	○●	
10	Tubing - Rectangle		5-1/2" x 2" x 3/16"	∞	4" x 2-1/4" x 5/32"	∞	3" x 1-1/2" x 5/32"	∞	2-1/2" x 1-1/2" x 1/8"	∞	○●	
11	Solid - Round		Ø3-1/4"	42"	Ø2-3/4"	32"	Ø2"	24"	Ø1-1/2"	20"	○●	
12	Schedule 40 Pipe		5" SCH 40	68"	4" SCH 40	48"	3" SCH 40	40"	2" SCH 40	24"	●	
13	Tubing - Round		Ø5-1/2" x 0.129"	59"	Ø4-3/4" x 0.099"	55"	Ø4" x 0.099"	51"	Ø2.36" x 0.080"	24"	●	
14	C Section Leg-Out		C8 x 22#	48"	C7 x 14#	40"	C6 x 13#	28"	C5 x 9#	28"	○●	
15	C Section Leg-In		C8 x 22#	48"	C7 x 14#	40"	C6 x 13#	36"	C5 x 9#	32"	○●	
16	I Section Leg-In/Out		W8 x 21#	44"	S7 x 203	42"	S6 x 17#	28"	2-1/4"	28"	●	
17	I Section Leg-In/Out		W6 x 20#	44"	W6 x 16#	36"	W4 x 13#	55"	Note: Machine will roll 3" x 3" x 1/4" angle with larger rolls to a greater dimension.		●	
18	C Section Leg-Up		W5 x 19#	36"	W3	24"	3" x 1-3/4"	158"				▲○
19	I Section Leg-Up/Down		C5 x 9#	320"	C5 x 6#	210"						▲○
Section Modules		3 - 5 In ³		2 - 4 In ³		1.3 - 1.9 In ³						

Capacity based on mild steel | ∞ Can be changed according to deformation | ○ Standard Rolls | ● Special Rolls | X Special Support Rolls | ▲ Special Tools



JORGENSEN MACHINE TOOLS
A JORGENSEN COMPANY

Copyright © 2009 JMT • All Rights Reserved

Custom Machines Built to Order
All Specifications Subject to Verification

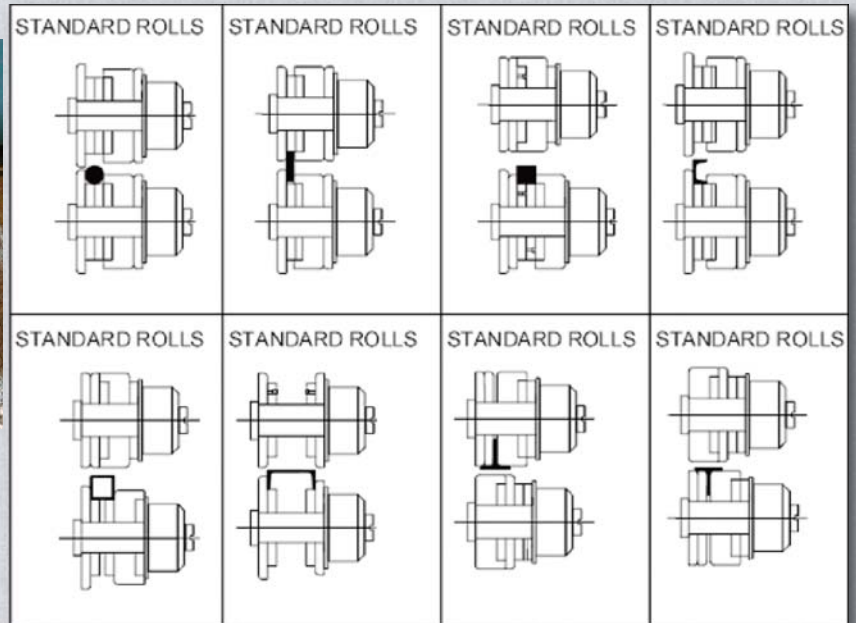
DURMA PBH 100

Toll Free: **800-952-0151**
Phone: **801-493-0151** • Fax: **801-493-0157**
www.JorgensonMachineTools.com
sales@JorgensonCompanies.com

HYDRAULIC PROFILE ROLLS

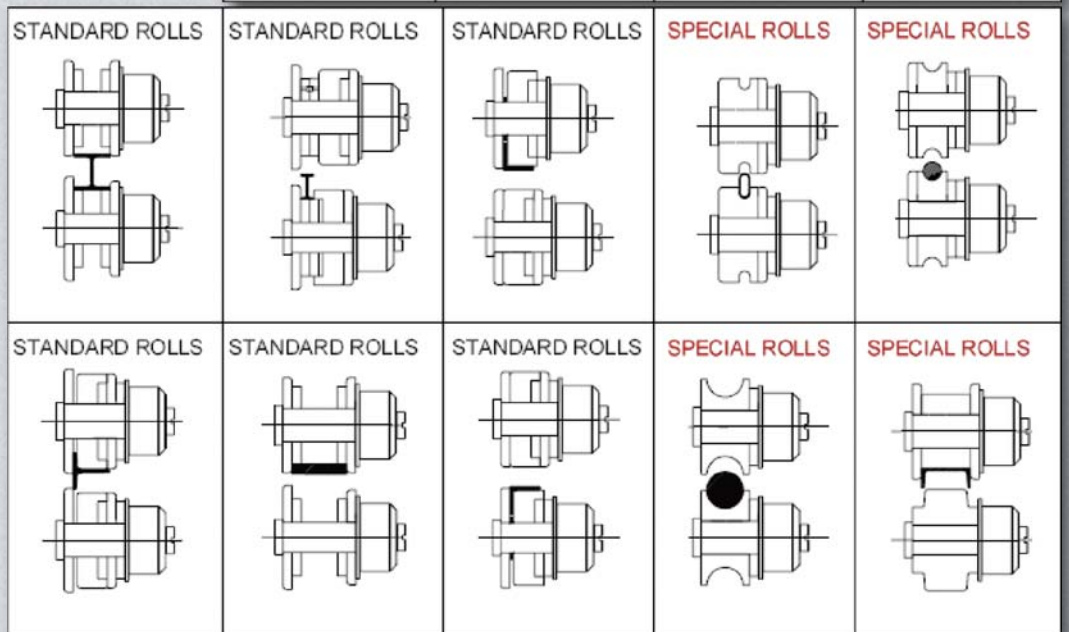


Standard Universal Rolls / Tooling



for Models:

- PBH 60
- PBH 80
- PBH 100
- PBH 125
- PBH 180
- PBH 240
- PBH 300
- PBH 360



Many More **Special Rolls** Are Available